


Directions to Download Q2 Report Cards from Illuminate Student Portal



STEP 1

- Go to District website: cvesd.org and select **Students** from **Quick Links**



STEP 2

- In Student Portal select **Illuminate**


District Apps Non Single Sign-On



- Students who have used the Student Portal in Illuminate will skip **STEP 3** and go to **STEP 4**


STEP 3

- Grade K-6 students who have never logged into the Illuminate Student Portal before, will use the following login convention:
 - Username – Student ID#
 - Password – Uppercase first initial, lowercase last initial, 8-digit birthdate
- **Note:** Illuminate will prompt students who have never logged in before to reset their password. They should **RE-ENTER** the same password (Uppercase first initial, lowercase last initial, 8-digit birthdate) to ensure consistent passwords.



illuminate education™ Language ▾

Chula Vista Elementary School District



Username:

Password:

Login

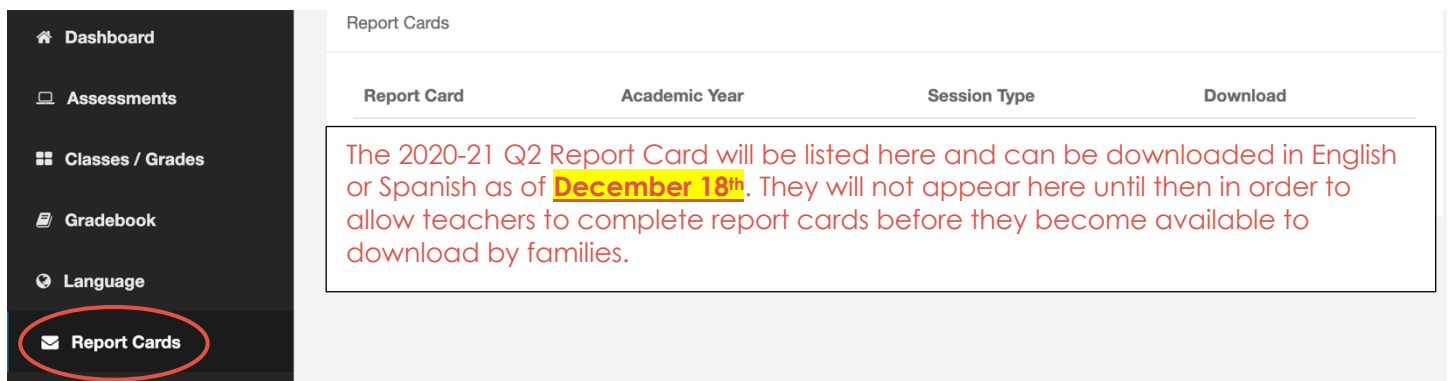
Create Account

Forgot Password

If this isn't your district, you can search for your district [here](#).

STEP 4

- In Illuminate Student Portal, select **Report Cards** on the left



Report Cards

| Report Card | Academic Year | Session Type | Download |
|---|---------------|--------------|----------|
| The 2020-21 Q2 Report Card will be listed here and can be downloaded in English or Spanish as of December 18th . They will not appear here until then in order to allow teachers to complete report cards before they become available to download by families. | | | |